

District Profile –Thiruvannamalai

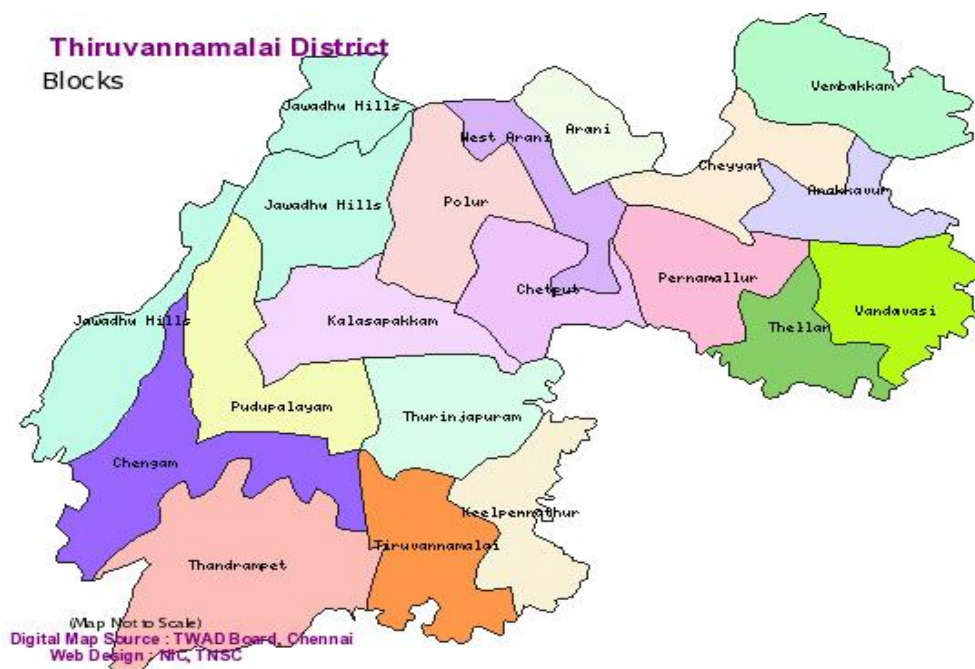
Tiruvannamalai came into existence as a separate district of Tamil Nadu on 30th September 1989 by the bifurcation of the erstwhile North Arcot District. The district is bounded on the north and west by Vellore District, on the southwest by Krishnagiri District, on the south by Villupuram District and on the east by Kanchipuram District.

One sixth of the area of this district is covered by reserve forest and hills which is part and parcel of Eastern Ghats under Javvadhu Hills. The important hills in this district are Tiruvannamalai (2668 ft 79.80 MSL), Javvadhu hills (2500 ft MSL) and Kailasagiri (2743 ft MSL). The district offers some of the prime visiting places of Tamil Nadu including Arunachaleswarar Temple and Sri Ramana Ashram.

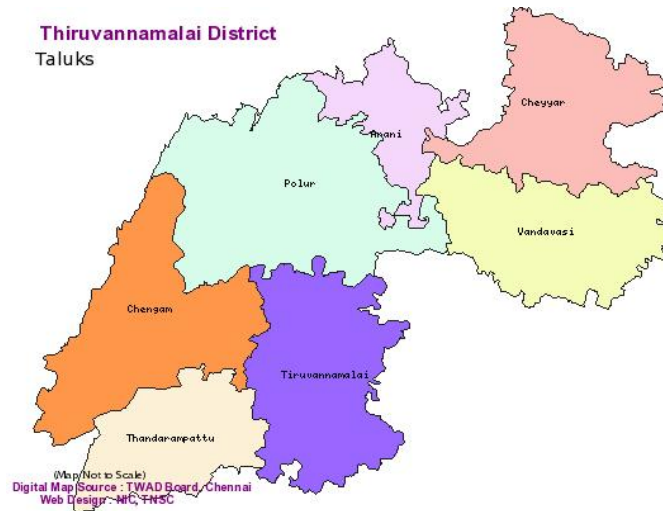
Major Attractions

Thiruvannamalai Town, Arunachaleswarar Temple, Sri Ramana Ashram, Sri Seshadri Swamigal Ashram, Yogi Ram SurathKumar Ashram, Sathanur Dam.

Thiruvannamalai Blocks



Thiruvannamalai District



Taluks

Number of Revenue Villages	1067
Taluk	Revenue Villages
Arani	54
Chengam	121
Cheyyar	222
Polur	188
Thandarampattu	63
Tiruvannamalai	212
Vandavasi	207

Overview of the Industrial scenario

- ❖ TN-Third largest economy in India.
- ❖ TN-Sobriquets-Detroit of India, Back office to the world, Home to the organized retail .,etc.
- ❖ Why THIRUVANNAMALAI
- ❖ Attractive fiscal benefits

- ❖ Pollution free Environment.
- ❖ Adequate manpower capacity
- ❖ Cheap labor
- ❖ 17 backward blocks

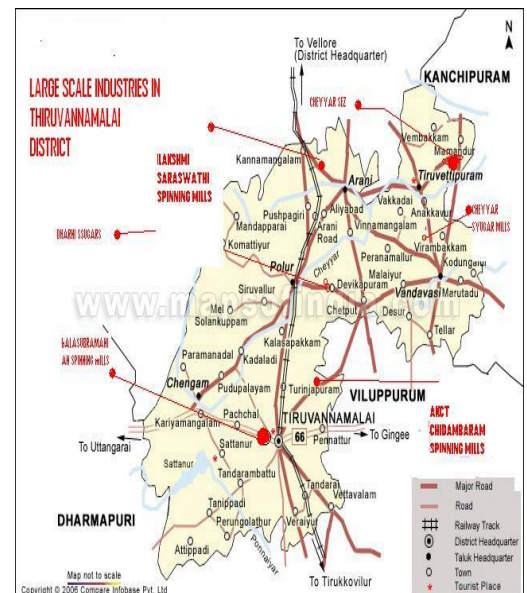
S.No	Type of in'trial units	No of units	Employment
1.	Large industries	6	44,790
2.	Micro ,Small & Medium Enterprises	14,796	57,119
3.	Cottage inds	15,927	16,020
4.	Handicraft ind	6,013	6,272

Overview of the Industrial Scenario

S.No	Type of in'trial units	No of units	Investment	Employment
1	LARGE SCALE	6	474.4	4322
2	MICRO	6015	22.70	13556
3	SMALL	268	80.40	2144
4	HANDICRAFTS	2331	13.90	3459
5	COTTAGE INDUSTRIES	2373	9.54	3145

Large Scale Industries Inn Thiruvannamali District

1. Cheyyar FOOT WEAR SEZ
2. Dharani Sugars
3. Cheyyar Sugars
4. ACTM Chidambaram Spinning Mills
5. Balasubramanian Spinning Mills
6. Lakshmi saraswathy Spinning Mills



Thiruvannamalai Facts And Figures

- ❖ Date of Formation 30.09.1989
- ❖ Area 6191 Sq Kms
- ❖ Forest Land 110593.07
- ❖ Hectare Latitude 11.55° and 13.15° N Longitude 78° 20' to 79° 50'E
- ❖ Population (2001) 21, 81,853
- ❖ Males 10, 93,191
- ❖ Females 10, 88,662
- ❖ Population density 352 (Per sq. km.)
- ❖ Literacy Rate 60.39%
- ❖ No. of Sub-Division 02
- ❖ No. of Tehsil 06
- ❖ No. of Blocks 18 No. of Villages 1067
- ❖ Average rainfall 1028.7 mm
- ❖ Temperature Max.: 34.93° C; Min.: 19.36° C
- ❖ Postal Code 606601/2 STD Code 04175

Details of Large scale industries in Thiruvannamalai District

Name of the Large Scale Industry	Block	Activity	Investment Rs in Crores	Employment
Dharani Sugars & Chemicals Ltd	Polur	Sugar	32.51	350
Balasubramanar Spinning Mills	Tiruvannamalai	Cotton Yarn	13.85	155
Cheyyar Sugar Mills	Anankavoor	Sugar	30.31	410
Lakshmi saraswathi Textiles	Arani	Cotton & Polyester Yarn	77.72	1057
AKCT Chidambaram Cotton Mills	Thiruvannamalai	Cotton yarn	20	350
Growth Link	Cheyyar	Sports shoes	300	2000

Proposed Large scale industries in the offing

- ❖ 5 more sport shoe manufacturing units with the investment of 500 Crores and turnover over 800 Crores in Cheyyar footwear SEZ
- ❖ Auto ancillary SEZ in Cheyyar with an investment of 600 Crores
- ❖ New SIDCO estate at Polur for food industry

Clusters In Thiruvannamalai District

Sl. No	Block	Location	Cluster
1	Keel pennathur	Avoor	Korai mats
2	Thiruvannamalai	Thiuvannamalai	Stone carving & wood carving
3	Chetpet	Mudaiyur	Stone carvings
4	Arani	Arani	Silk weaving
5	Arani	Devikapuram	Silk weaving

Export potential of Thiruvannmalai District

- ❖ Silk sarees
- ❖ Hand loom lungies
- ❖ Ponni rice
- ❖ Palm rosa oil
- ❖ Herbal products

SEZ and SIDCO Estates in the Thiruvannamalai District

- ❖ SEZ at Cheyyar
- ❖ Growth link subsidiary of Feng- Tay shoe manufacturing company of Taiwan
- ❖ Project cost : Rs 300 Corers
- ❖ Employment 2000
- ❖ Installed capacity 500 Million pairs
- ❖ SIDCO estate at Thiruvannamalai
- ❖ Extend : 15.5 acres
- ❖ No of Sheds 16

- ❖ Dev Plots : 12
- ❖ Employment : 126

Potential Non– farm sector industries in Thiruvannamalai District

Raw material based Industries

- ❖ Blue Metal Jelly
- ❖ Granite cutting & Polishing
- ❖ Milk Chilling
- ❖ Palm rose Oil Extraction
- ❖ Tamarind Paste

Demand Based Industries

- ❖ Jute Bags
- ❖ Herbal Products
- ❖ Engineering Units
- ❖ Garments
- ❖ Chamber Bricks
- ❖ Cement Products
- ❖ Cattle feed

Skill based industries

- ❖ Stone Carving
- ❖ Wood carving
- ❖ Palm Leaf Products
- ❖ Mat weaving
- ❖ Silk sarees
- ❖ IT Industry

Export Oriented Units

- ❖ Wood carving
- ❖ Silk sarees
- ❖ Ponni rice
- ❖ Korai mats
- ❖ Hand loom lungies

Rural Artisan Based Industries

- ❖ MAT WEAVING
- ❖ SILK SAREES
- ❖ STONE CARVING
- ❖ EMBROIDERY
- ❖ WOOD CARVING

MSME Details Blockwise

SI No	Block	Units	Investment (Rs in Lakhs)	Employment
1	Vembakkam	38	12.00	114
2	Cheyvar	475	131.00	1379
3	Anaakkavur	88	26.00	260
4	Vandavasi	695	184.20	1280
5	Thellar	64	26.50	186
6	Peranamallur	38	11.60	110
7	Arni	727	6202.20	1482
8	West Arni	367	120.60	824
9	Chetpet	208	62.00	406
10	Polur	586	786.00	1652
11	Jawadu Hills	31	8.40	68
12	Kalasapakkam	76	314.00	132
13	Pudupalayam	103	36.00	248

14	Thurinjapuram	59	17.60	89
15	Kilpennathur	74	21.10	136
16	Tiruvannamalai	1978	1654.00	5592
17	Chengam	491	652.20	1236
18	Thandarampet	176	42.40	506
	Total			

Category wise MSME

Sl No	Activity	No of Units	Investment (Rs.in lakhs)	Employment
1	Food Products	1616	8358.40	6084
2	Tobacco Products	01	2.10	03
3	Wearing apparel Dressing and Dying	1937	502.00	2874
4	Training and Dressing	206	58.00	386
5	Wood products of work	170	170.20	482
6	Paper products Publishing printing	244	93.00	632
7	Mfg of Chemicals,Plastics and Rubber	151	41.00	379
8	Mfg of other Non metallic Products	185	242.70	542
9	Mfg of fabricated metal products	506	342.70	1362
0	Mfg of Electrical machinery and Apparatus	28	10.70	106
1	Mfg of furniture,	228	216.30	526
2	Maintenance and repair of motor Vehicles and Motor Cycles	807	166.30	1754
3	Post and Telecommunication	43	14.50	106
4	Computer and related activities	67	21.00	204
5	Other business activities	66	32.00	222
6	Other service activities	29	17.10	38
	Total	6284	10307.8	15700

Industrial growth after 5 years – Overall Scenario

Industries	Units	Investment	Employment
Large	20	1560	42500
Micro	8454	36.75	20456
Small	348	124.75	5250
Handicraft	2840	18.15	42.15
Cottage	2725	12014	41.56
Medium	4	48.15	845

Projected MSME GROWTH after 5 years

Category	Units	Investment (Rs in Crores)	Employment
Small	348	124.75	5250
Micro	8454	36.75	20456
Medium	4	48.15	845

Thiruvannamalai district steps to taken for the industrial growth

- ❖ Low investment projects have good scope in the District.
- ❖ The credit circulation among the MSME sector is poor by the commercial banks and specialized SSI branches are required in the District.
- ❖ Banks to give adequate publicity to their schemes/ facilities like availability of collateral free / composite loans and schemes under TUFs / NEF / KVIC / CGFT, etc,. And it should initiate innovative steps for increasing credit flow by means of promoting mutual funds to MSME and venture capital funds.
- ❖ Better co – ordination between bankers and SSI Associations to increase credit flow to SSI sectors is required.
- ❖ Special incentives to Industries ENGAGED IN Blue Metal crushing be given so as to encourage coming up of more resource based industries in the district.



Thank You