

RAMANATHAPURAM



1. DISTRICT PROFILE

Basic Data

Details	In the District
1. Area (Sq. kmts)	4,175
2. Population(in lacs)	11,87,604
3. Forest (Ha)	4,488
4. Coastal length (Kms)	271
5. Labor (% against population)	50.32
6. Agriculture labor (% of population)	17.74

NATURAL RESOURCES

Resource	Area (ha)	Yield (MT)
1. Paddy	12972	327859
2. Maize	2117	1825
3. Gingelly	1735	726
4. Sugarcane	326	21080
5. Coconut	8968	1472
6. Cotton	4329	9801
7. Groundnut	6928	5709
8. Fish	271 (KM)	95000

ROADS

Road Type	Length (km)
National Highways	50.70
State Highways	570
District Road (high)	4996.582
RAILWAY ROAD	
Railway Broad Gauge	105

BANKS

Banks	Branches (no.)
Nationalized banks	49
Private Sector Banks	35
District Central Co-operative Bank	26
State Land Development Bank	4
TIIC	1
Lead Bank	1

EDUCATIONAL INSTITUTIONS

Institutions	Government	Private
Primary Schools	816	167
Middle Schools	114	52
High Schools	42	33

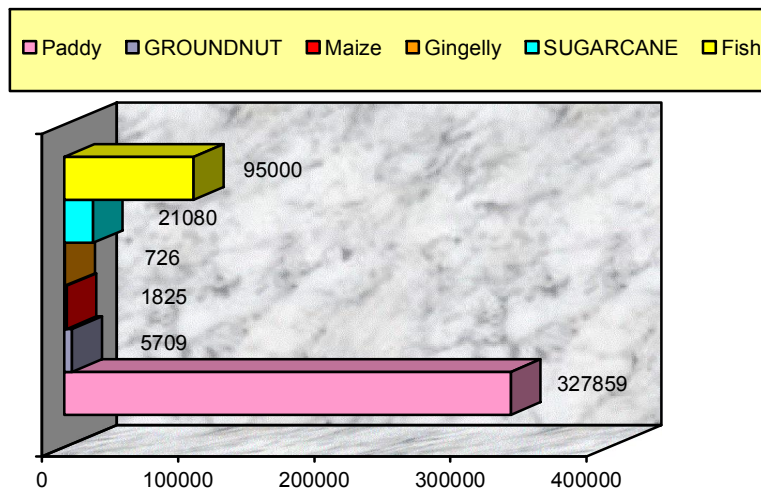
Higher Secondary Schools	28	32
Art and Science Colleges	5	2
Engineering Colleges	1	2

2. INDUSTRIAL SCENARIO

Details	No.	Investment (in lacs)	Employment generated
1. Micro / Small / Medium Enterprises	5658	2310.54	29377
2. Large scale industries	10	2088.15	2476

3. BLOCK LEVEL OVERVIEW

LARGE SCALE



Block	No of unit	Activity	Invest.	Emp.
Kadaladi	1	Chemicals	176.00	320
Kamuthi	2	Textiles	383.90	674
Mandapam	4	Electrical City Gas Stem	940.00	395
Paramakudi	1	Textiles	290.00	331

Ramanathapuram	1	Textiles	102.00	424
Thiruvadana	1	Textiles	196.25	232

4. Proposed large-scale projects in the offing/Thrust sector activities identified for growth in the next five years.

Electricity , Gas Based and:

Bio –mass power plant : Power Generation from natural gas and Bio mass

Food processed : Sea food Purified Drinking water from sea water

Chemical Based : Iodized salt Precipitated Calcium Carbonate

5. Major Industrial CLUSTERS

Electricity Board Line Materials - Paramakudi (Block)

6. Export potentials

- ❖ Coir pith
- ❖ Processed Sea food products

7. Other Potential non- farm sector type of industries

(a) Raw Material Based

- ❖ Calcium Carbonate
- ❖ Iodised salt
- ❖ Chilly powder

(b) Demand Based

- ❖ Fishmeals
- ❖ Dry fish
- ❖ Seaweed product
- ❖ Chamber brick

(c) Skill Based

- ❖ Coir pith
- ❖ Chunk Products
- ❖ Palm leaf Products

(d) Export Oriented Industries

- ❖ Sea food Processing
- ❖ Seashell
- ❖ Coir Pith Blocks

(e) Rural Artisans Based

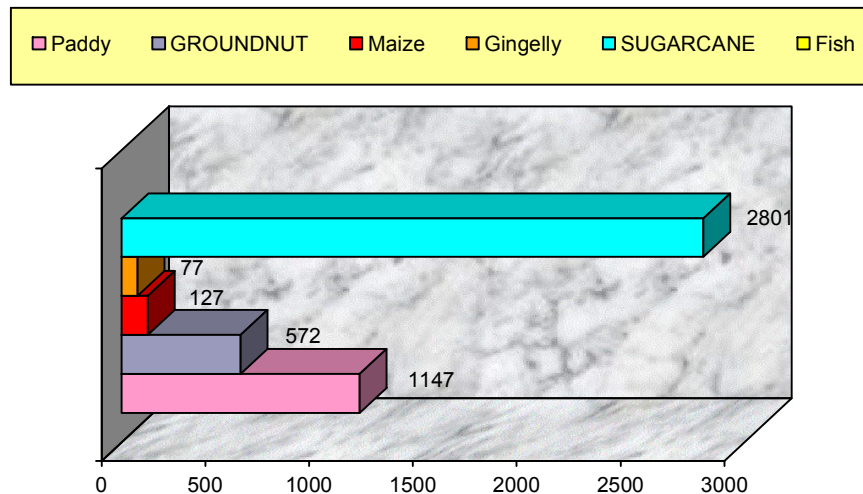
- ❖ Handloom fabrics
- ❖ Palm leaf Products
- ❖ Chunk Products

8. SEZ/EPZ / INDUSTRIAL ESTATES - (SIDCO)

Block	Extent (Acres)	Developed Plots / Sheds	Allotted Plots / Sheds			Vacant Plots / Sheds
			Shed	Working unit	Emp	
Mandapam	10.00	10	10	5	30	--
Paramakudi	22.45	42	41	32	135	1

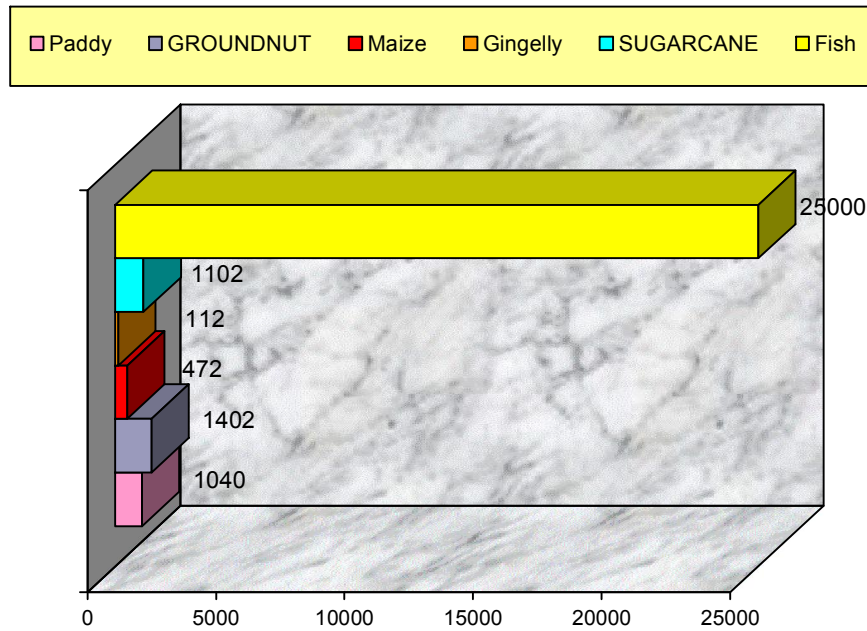
9. BLOCK LEVEL MICRO SMALL AND MEDIUM ENTERPRISES

1. Bogalur



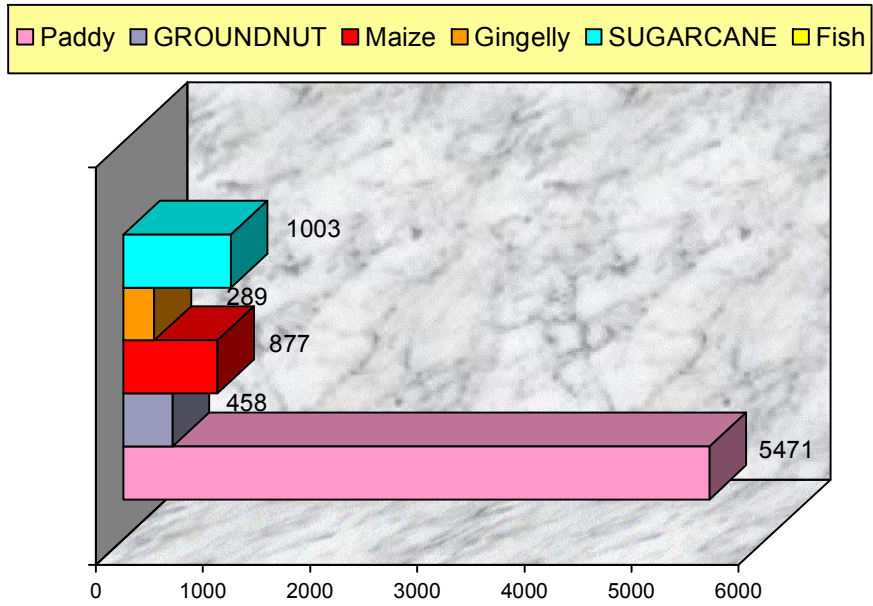
Details	No of unit	Invest .in lakhs	Emp.
Micro	80	80.00	1008
Small	30	35.10	130
Medium	--	--	--
Total	110	115.10	1138

2.Kadaladi



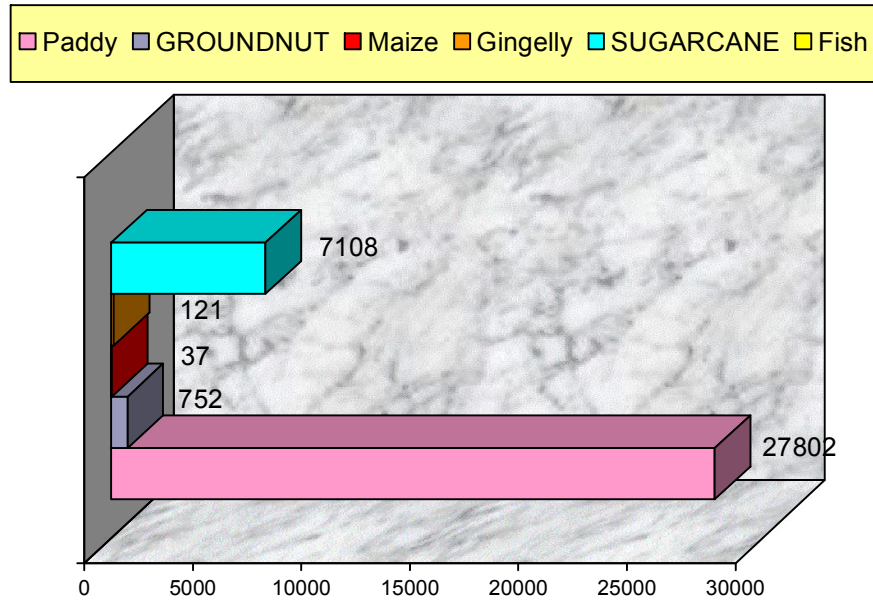
Details	No of unit	Invest .in lakhs	Emp.
Micro	180	70	900
Small	100	48.80	415
Medium	--	--	--
Total	280	118.80	1315

3.Kamuthi



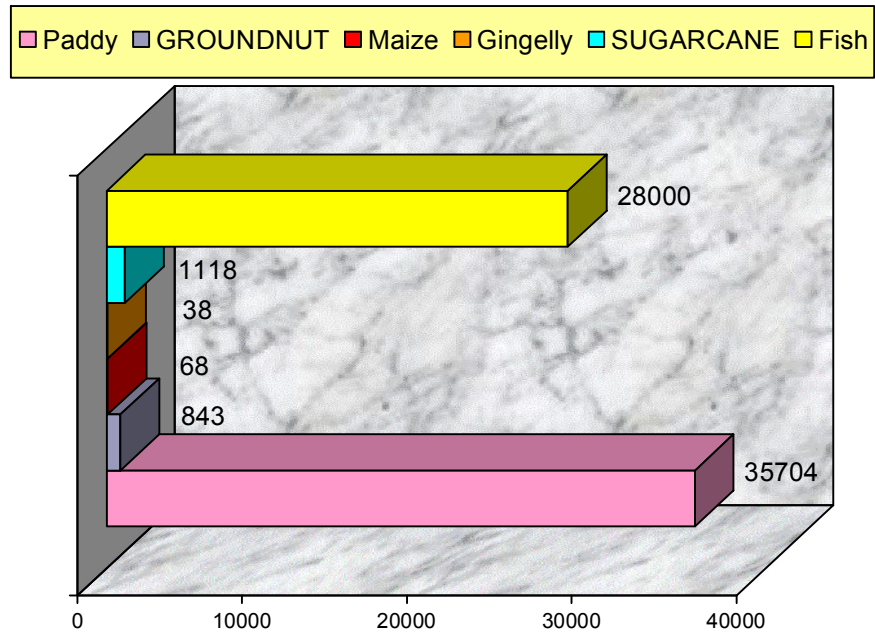
Details	No of unit	Invest .in lakhs	Emp.
Micro	400	80	1250
Small	106	48.30	500
Medium	--	--	--
Total	506	128.30	1750

4.Muthukulathur



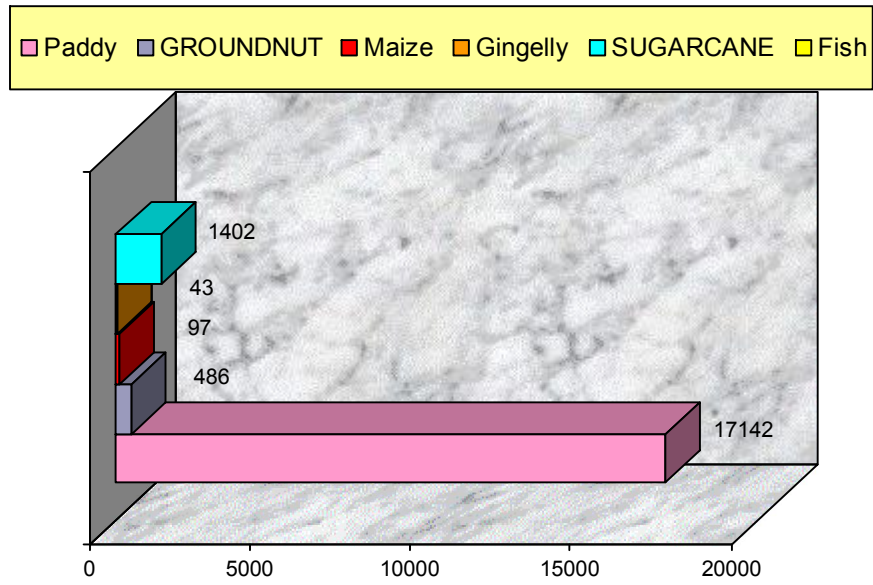
Details	No of unit	Invest .in lakhs	Emp.
Micro	205	100	1010
Small	60	50	300
Medium	--	--	--
Total	265	150	1310

5.Mandapam



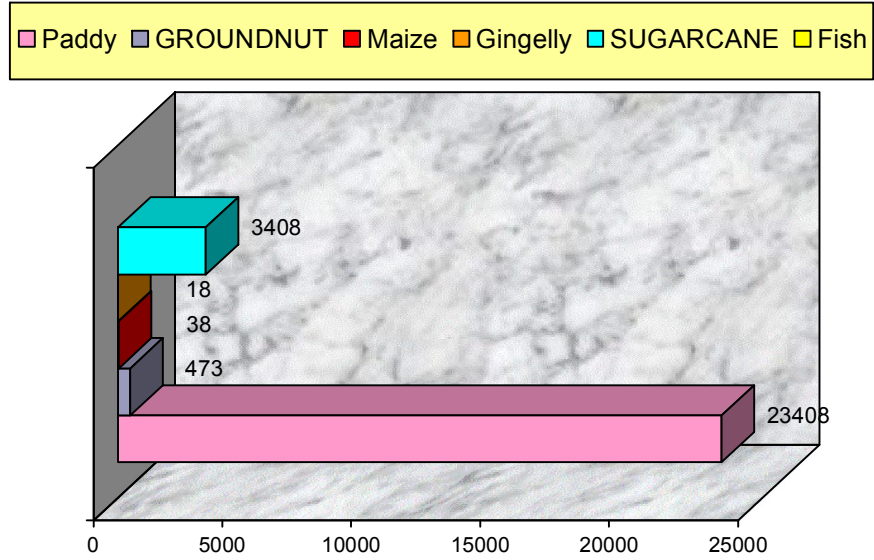
Details	No of unit	Invest .in lakhs	Emp.
Micro	501	150	1250
Small	50	50.50	535
Medium	--	--	--
Total	551	500.50	1785

6.Nainarkoil



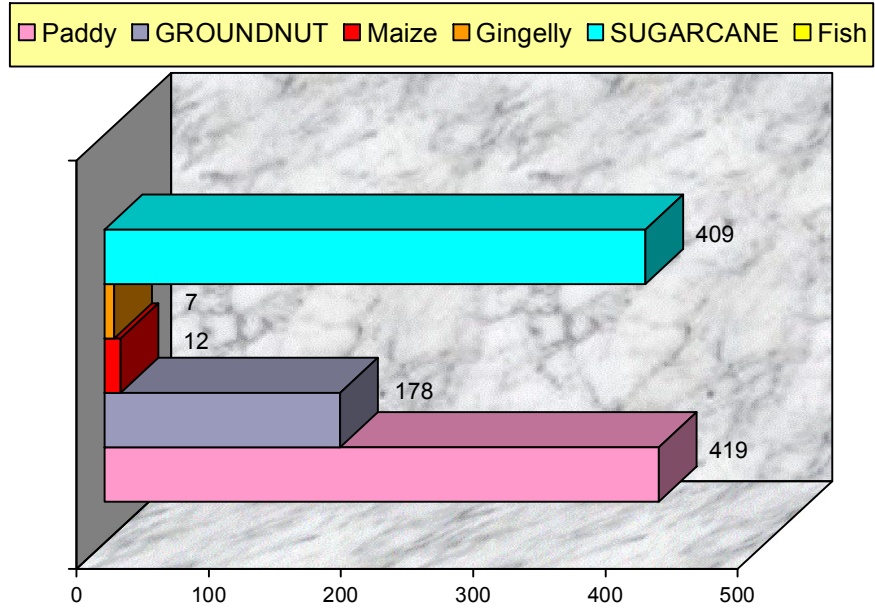
Details	No of unit	Invest .in lakhs	Emp.
Micro	70	100.00	900
Small	15	35.40	215
Medium	--	--	--
Total	85	135.40	1115

7.Paramakudi



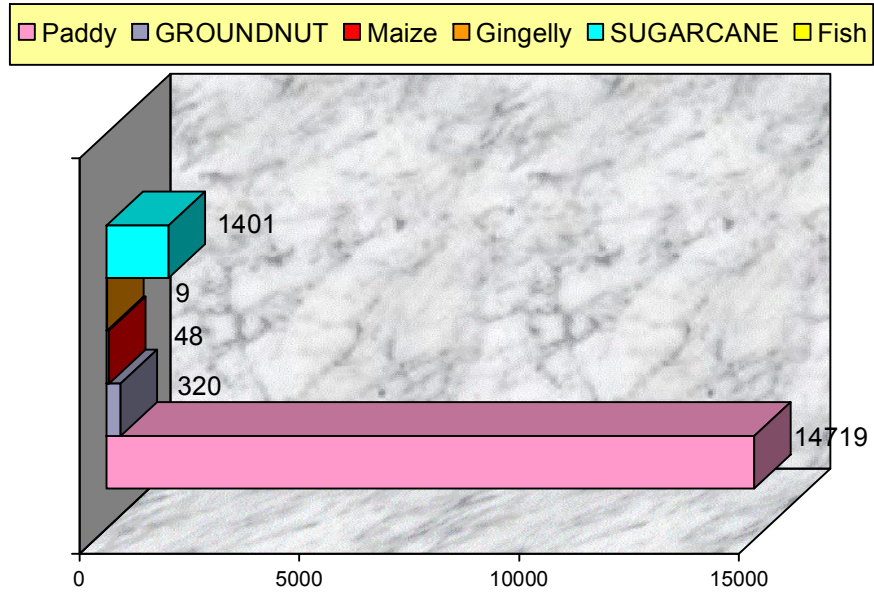
Details	No of unit	Invest .in lakhs	Emp.
Micro	1116	250.00	5080
Small	85	110.44	1900
Medium	--	--	--
Total	1201	360.44	6980

8.Ramanathapuram



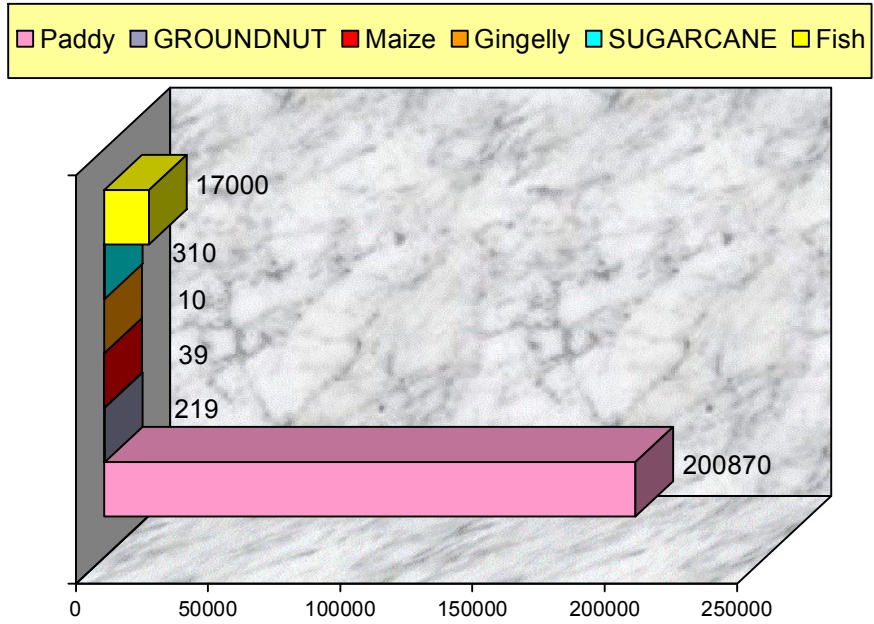
Details	No of unit	Invest .in lakhs	Emp.
Micro	1500	350.00	8000
Small	169	100.40	1766
Medium	--	--	--
Total	1669	450.44	9766

9.R.S.Mangalam



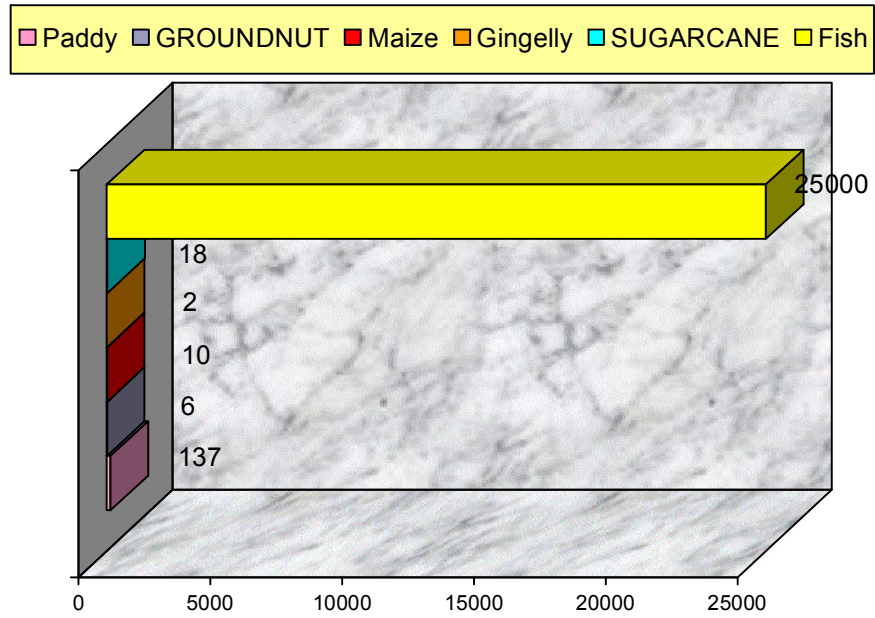
Details	No of unit	Invest .in lakhs	Emp.
Micro	200	150.00	1200
Small	23	40.80	118
Medium	--	--	--
Total	223	190.80	1318

10.Thiruvadanai



Details	No of unit	Invest .in lakhs	Emp.
Micro	350	180.00	1200
Small	135	30.50	220
Medium	--	--	--
Total	485	210.50	1440

11.Thirupullani



Details	No of unit	Invest .in lakhs	Emp.
Micro	350	180	1200
Small	33	70	280
Medium	--	--	--
Total	383	250	1480

10.PROJECTED MICRO/SMALL/MEDIUM GROWTH

2008-09 to 2012-13

Category	No of Units proposed
Agro and food Based Industries	16
Forest Based Industries	7
Mineral Based Industries	8
Textile Based Industries	11
Engineering Industries	46
Automobile Ancillaries	6
Chemical Based Industries	11
Building Materials	10
Miscellaneous Industries	25
Total	140

2008-09

Category	No of Units proposed
Agro and food Based Industries	4
Forest Based Industries	1
Mineral Based Industries	1
Textile Based Industries	3
Engineering Industries	10
Automobile Ancillaries	1
Chemical Based Industries	2
Building Materials	3
Miscellaneous Industries	5
Total	30

2009-10

Category	No of Units proposed
Agro and food Based Industries	3
Forest Based Industries	2
Mineral Based Industries	1
Textile Based Industries	3
Engineering Industries	8
Automobile Ancillaries	1
Chemical Based Industries	2
Building Materials	2
Miscellaneous Industries	6
Total	28

2010-11

Category	No of Units proposed
Agro and food Based Industries	2
Forest Based Industries	1
Mineral Based Industries	2
Textile Based Industries	3
Engineering Industries	8
Automobile Ancillaries	1
Chemical Based Industries	2
Building Materials	3
Miscellaneous Industries	6
Total	28

2011-12

Category	No of Units proposed
Agro and food Based Industries	3
Forest Based Industries	2
Mineral Based Industries	2
Textile Based Industries	1
Engineering Industries	8
Automobile Ancillaries	1
Chemical Based Industries	2
Building Materials	3
Miscellaneous Industries	6
Total	28

2012-13

Category	No of Units proposed
Agro and food Based Industries	4
Forest Based Industries	1
Mineral Based Industries	2
Textile Based Industries	1
Engineering Industries	10
Automobile Ancillaries	2
Chemical Based Industries	2
Building Materials	2
Miscellaneous Industries	2
Total	26

11.OVERALL SCENARIO AFTER 5 YEARS

Category	No of Units proposed	Fixed Investment Rs.in Lakhs	Credit Requirement Rs. in.Lakhs	Employment to be generated
Agro and food Based Industries	16	209.00	202	256
Forest Based Industries	7	24.00	18.00	60
Mineral Based Industries	8	33.00	24.00	130
Textile Based Industries	11	70.00	52.00	101
Engineering Industries	46	160.00	120.00	305
Automobile Ancillaries	6	31.00	21.00	122
Chemical Based Industries	11	307.00	225.00	612
Building Materials	10	109.00	78.00	310
Miscellaneous Industries	25	42.00	30.00	90
Total	140	985.00	770.00	1734

Overall scenario after 5 Years - Agro and food Based

Industry	Block	No of Units	Investment Rs in Lakhs				Empt
			L & B	P &M	W.C	Total	
Coir Based	Mandapam	2	10.00	8.00	6.00	24.00	25
Coir Based	Ramnad	2	10.00	8.00	6.00	24.00	

Rice & Flour Mill	Bogalur	2	16.00	12.00	5.00	33.00	25
Oil Mill	Kadaladi	2	7.00	6.00	3.00	16.00	
Modern Rice Mill	Kamuthi	1	16.00	8.00	10.00	34.00	10
Modern Rice Mill I	Paramakudi	1	16.00	8.00	10.00	34.00	12
Bakery Products	Paramakudi	1	6.00	4.00	3.00	13.00	15
Fish meal	Mandapam	3	45.00	15.00	15.00	75.00	15
Ice plant & aerated water	R.s.Mangalam	2	9.00	5.00	3.00	17.00	13
		16	135.00	74.00	61.00	270.00	120

Overall scenario after 5 Years - Forest Based

Industry	Block	No of Units	Investment Rs in Lakhs				Empt
			L & B	P & M	W.C	Total	
Wood based industries	R.S.Mangalam	7	8.00	16.00	12.00	36.00	60
Total		7	8.00	16.00	12.00	36.00	60

Overall scenario after 5 Years - Mineral Based

Industry	Block	No of Units	Investment Rs in Lakhs				Empt
			L & B	P &M	W.C	Total	
Chamber Bricks	Mudukulathur	4	8.00	12.00	8.00	28.00	60
Country Bricks &Charcoal	Nainorkoil	2	3.00	1.00	0.50	4.50	40
Country Bricks	Paramakudi	2	4.00	6.00	4.00	14.00	30
Total		8	15.00	18.00	12.50	46.50	130

Overall scenario after 5 Years - Textiles Based

Industry	Block	No of Units	Investment Rs in Lakhs				Empt
			L & B	P &M	W.C	Total	
Fashion garments	Paramakudi	5	25.00	40.00	20.00	85.00	75
Readymade garments	Ramanathapuram	4		2.00	8.00	4.00	16.00
16	Readymade garments		Thiruppullani	2	2.00	3.00	3.00
8.00	10	Total		11	29.00	51.00	27.00

Overall scenario after 5 Years - Engineering Industries

Industry	Block	No of Units	Investment Rs in Lakhs				Empt
			L & B	P &M	W.C	Total	
General Engineering	Mandapam	12	10.00	26.00	8.00	44.00	92
Brass Polishing	Paramakudi	16	14.00	3.00	3.00	20.00	118
M.S. Fabricatin	Paramakudi	10	50.00	30.00	25.00	105.00	50
Aluminium Vessels	Ramanad	8	12.00	16.00	10.00	38.00	45
Total		46	86.00	74.00	46.00	207.00	305

Overall scenario after 5 Years - Automobile Ancillaries

Industry	Block	No of Units	Investment Rs in Lakhs				Empt
			L & B	P &M	W.C	Total	
Automobile Components	Manadapam	2	3.00	10.00	1.50	4.50	62
Automobile Components	Paramakudi	2	5.00	8.00	15.00	17.00	50
Repairing and Servicing	Ramand	2	1.00	4.00	0.50	1.00	10
Total		6	9.00	22.0	17.00	38.00	122

Overall scenario after 5 Years - Chemicals Based

Industry	Block	No of Units	Investment Rs in Lakhs				Empt
			L & B	P &M	W.C	Total	
Salt	Kadaladi	5	50.00	180.00	90.00	320.00	282
Salt	Thiruvadana	3	12.00	25.00	11.00	48.00	250
Plastic Products	Ramnad	3	15.00	25.00	15.00	55.00	80
Total		11	77.00	230.00	116.00	423.00	612

Overall scenario after 5 Years - Building Materials

Industry	Block	No of Units	Investment Rs in Lakhs				Empt
			L & B	P &M	W.C	Total	
Mosaic Tiles	Muthukulathur	2	15.00	7.00	10.00	32.00	95
Blue Metal jelly & Mosaic Tiles	Ramnad	5	25.00	30.00	25.00	80.00	145
Mosaic Tiles	Thirupullani	3	20.00	12.00	10.00	42.00	70
Total		10	60.00	49.00	45.00	154.00	310

Overall scenario after 5 Years - Miscellaneous Industries

Industry	Block	No of Units	Investment Rs in Lakhs				Empt
			L & B	P &M	W.C	Total	
Screen Printing	Paramakudi	12	6.00	4.00	4.00	11.00	35
D.T.P and Printing	Ramnad	13	7.00	25.00	10.00	42.00	55
Total		25	13.00	29.00	14.00	53.00	90

12. Steps to be taken to increase the industrial growth and to improve the export performance

- ❖ Identifying thrust sectors
- ❖ Identifying Potential investors for starting industries
- ❖ Enlisting of Technology providers and Machinery suppliers in the thrust sector
- ❖ Conducting industry based skill training in collaboration with the technology and machinery suppliers with Government support
- ❖ Conducting one to one meeting with financial Institution for funding the thrust sector projects.